







LEGACY LOCKERS LOCK INFORMATION

	LOCK	FEATURE / BENEFITS	APPLICATIONS	FINISHES
	Performance Hasp	<ul style="list-style-type: none"> Angled "Z" bracket attaches to locker side and extends thru the door Users bring/apply their own padlock Black escutcheon plate prevents lock from impacting locker door Black knob allows user to open locker door 	<ul style="list-style-type: none"> Temporary or Permanent (Assigned) Use Standard lock mechanism for Performance Series Lockers More secure locking mechanism than padlock hasp 	<ul style="list-style-type: none"> Black
	High Security Hasp	<ul style="list-style-type: none"> Angled "Z" bracket attaches to locker side and extends thru the door Users bring/apply their own padlock Stainless steel escutcheon plate prevents lock from impacting locker door Knob allows user to open locker door 	<ul style="list-style-type: none"> Temporary or Permanent (Assigned) Use More secure locking mechanism than padlock hasp 	<ul style="list-style-type: none"> Chrome Brushed Chrome
	Padlock Hasp	<ul style="list-style-type: none"> Users bring/apply their own padlock Portion of lock rotates cam to connect with strike plate Padlock Hasp Prevents Padlock from Impacting Locker Door 	<ul style="list-style-type: none"> Temporary or Permanent (Assigned) Use Standard lock mechanism for fitness clubs 	<ul style="list-style-type: none"> Brass Chrome Black
	Key Lock	<ul style="list-style-type: none"> 2 user keys per lock 2 master keys per order 	<ul style="list-style-type: none"> Permanent (Assigned) Use Add Key Tag and Wristband for Spa Lockers 	<ul style="list-style-type: none"> Black Brass Chrome Brushed Chrome Antique Brass
	Built-In Master-Lock Combination Lock	<ul style="list-style-type: none"> Secure, three digit combination is easy to dial Easy-grip-and-pull, non-slip dial Spring bolt action for convenient, automatic locking Common operation knowledge Master key override Longer useful life with five different combinations – easily changed with the touch of a button End user registration and control charts provided to secure and simplify administration 	<ul style="list-style-type: none"> Permanent (Assigned) Use 	<ul style="list-style-type: none"> Brass Chrome
	DualAxess	<ul style="list-style-type: none"> Keyless access Can be mounted vertically or horizontally 10,000 possible 4-digit combinations Master key override Mechanical Lock 	<ul style="list-style-type: none"> Permanent (Assigned) Use 	<ul style="list-style-type: none"> Black
	Mechanical Keyless Lock	<ul style="list-style-type: none"> User sets their own four digit code, places items inside the locker, closes locker door, turns to locked position and spins the numbers Re-enter the code and turn the lock to open. Close the door when leaving. Manager key rotates the numbers to the current combination 	<ul style="list-style-type: none"> Temporary or Permanent (Assigned) Use 	<ul style="list-style-type: none"> Black Stainless Steel
	Card Lock	<ul style="list-style-type: none"> Use your personal membership card or a provided card to secure belongings in an available locker Card slides into back of lock which releases the locker key. Once the key is returned, remove the card and the key is captive 	<ul style="list-style-type: none"> Temporary Use 	<ul style="list-style-type: none"> Chrome

LEGACY LOCKERS LOCK INFORMATION

	LOCK	FEATURE / BENEFITS	APPLICATIONS	FINISHES
	Coin Return Lock	<ul style="list-style-type: none"> Member places coin or token into lock which releases a key and temporarily holds coin until key is returned which releases the coin and holds the key captive until the next coin is presented 	<ul style="list-style-type: none"> Temporary Use 	<ul style="list-style-type: none"> Chrome
	Coin Collect Lock	<ul style="list-style-type: none"> Member places coin or token into lock which releases a key and temporarily holds coin until key is returned which releases the coin into a collection box and holds the key captive until the next coin is presented Owner will be able to collect coins 	<ul style="list-style-type: none"> Temporary Use 	<ul style="list-style-type: none"> Chrome
	Code Lock	<ul style="list-style-type: none"> User sets their own four digit code and turns the handle to locked position Re-enter the code and handle can be unlocked Manager code can be used to unlock the lock Can retrofit Code Lock onto lockers with key lock or padlock hasp locks Lock can be switched back and forth between temporary and permanent use with manager's special code 	<ul style="list-style-type: none"> Temporary or Permanent (Assigned) Use 	<ul style="list-style-type: none"> Silver
	Digilock ATS Shared Use Lock	<ul style="list-style-type: none"> Intuitive Digital Keypad Four-digit user-selected code 1/2" Deadbolt Electronic bypass key (up to 25 per lock) Tamper guard In-use indicator Low battery indicator Operates with four premium alkaline AA batteries 	<ul style="list-style-type: none"> Temporary Use User has exclusive access to the locker while in use 	<p>Finishes:</p> <ul style="list-style-type: none"> Brushed Nickel Polished Brass <p>Accent Colors:</p> <ul style="list-style-type: none"> Black Pumpkin Olive Red Blue
	OCS Touch Lock	<ul style="list-style-type: none"> User sets their own four digit code Touch Technology IP55 Water Resistant Keypad Optional coin deposit feature Wireless Interface Low Battery Warning Manager Code Master/Service Key 	<ul style="list-style-type: none"> Temporary or Permanent (Assigned) Use 	<ul style="list-style-type: none"> Black White
	RFID	<ul style="list-style-type: none"> Radio Frequency Identification Transponder technology Multiple fob/tag options High-end security and audit trail capability 	<ul style="list-style-type: none"> Temporary or Permanent (Assigned) Use 	<ul style="list-style-type: none"> Grey